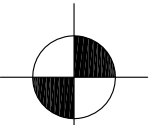
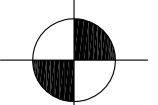


BAUFLUCHT GRUNDGRENZE





FBOK

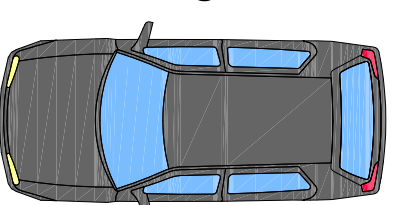

EG=±0.00



GOK=±



STEIGUNG 1%



HÖHENBEZUGSPUNKT  
KANALDECKEL OK = ±0.00